



Dream with me

The Red Fox

Requirements:

- 50cm (20") square of white linen
- 50cm (20") square of iron on interfacing (Vilene H410)
- 30cm (12") bamboo hoop used for framing

COSMO threads:

- 632 Green
- 800 Red
- 895 Charcoal
- 312 Chocolate brown
- 374 Turquoise
- 8033 Light brown



Cinderberry

Natalie Lymer

Product N101

www.cinderberrystitches.com

PO Box 1118 | Geelong 3220 | Australia
Studio : natalie@cinderberrystitches.com
Instagram : @cinderberries
Facebook : Cinderberry Stitches
Phone : 0403 023 314



Cinderberry

Natalie Lymer









Dream with me


The Red Fox Series

The Red Fox Series - 'Dream with me'

- Transfer Red Fox 'Dream with me' design to your fabric and complete the stitchery.
- Purchase a ready made 12" (31cm) bamboo round frame, centre over the design & secure.
- Ensure fabric is smooth and taut.
- Trim the excess fabric allowing an ample 1" seam allowance.
- Using strong thread stitch around the circle 1/2" from the raw edge.
- Pull to gather firmly, secure thread.
- Cut felt to fit and stitch to the back to neaten & complete.

All stitching is completed with two strands of COSMO embroidery thread unless noted.

COSMO #	Description	Stitch type
 632	Tree shapes Leaves & apple stems Maple leaf in dreamscape	chain stitch back stitch back stitch
 800	Apple outline Apple solid centre Foxes Toadstools	back stitch french knots back stitch back stitch
 895	Hedgehog face Hedgehog belly & legs Eyes (all) Eye lashes Noses Crease in fox ears	back stitch back stitch satin stitch back stitch satin stitch back stitch
 312	Tree trunk	back stitch
 374	Dreamscape swirl	blanket stitch
 8033	Hedgehog spikes	backstitch / straight stitch




The Red Fox Series - 'Dream with me'

Visual colour guide for stitching



Cinderberry

Natalie Lymer






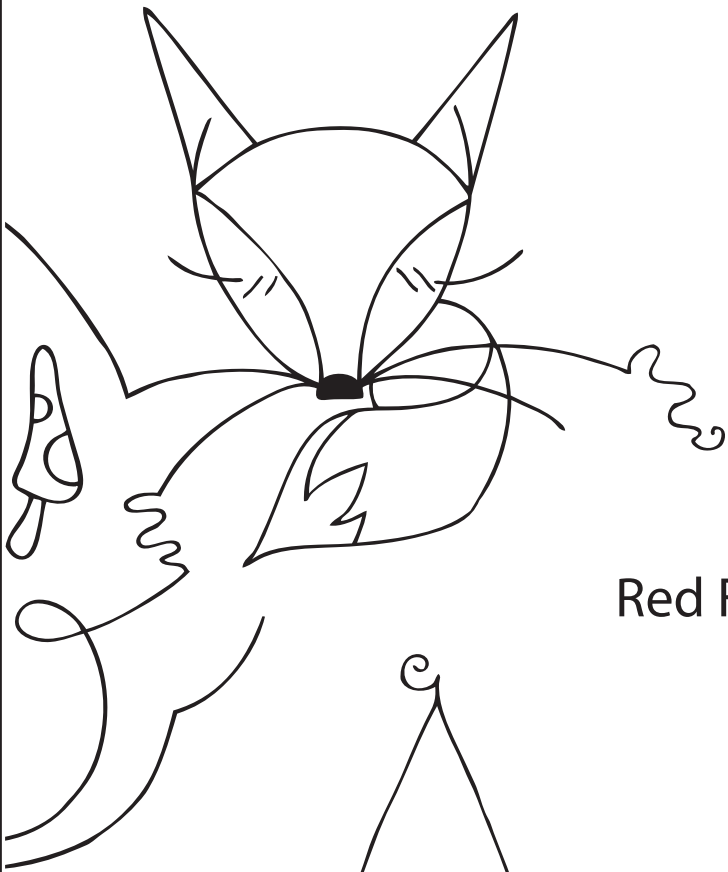
Cinderberry

Natalie Lymer

Red Fox Series - 'Dream with me' Design Sheet A



Cut design sheet A along this line and place over design sheet B. Match up lines for the complete illustration



Red Fox Series - 'Dream with me'
Design Sheet B

