



# Just relax The Red Fox

## Requirements:

- 50cm (20") square of white linen
- 50cm (20") square of iron on interfacing (Vilene H410)
- 30cm (12") bamboo hoop used for framing

## COSMO threads:

- 632 Green
- 800 Red
- 895 Charcoal
- 312 Chocolate brown
- 374 Turquoise
- 406 Orange
- 8033 Light brown



# Cinderberry

Natalie Lymer

Product N102

[www.cinderberrystitches.com](http://www.cinderberrystitches.com)

PO Box 1118 | Geelong 3220 | Australia  
Studio : [natalie@cinderberrystitches.com](mailto:natalie@cinderberrystitches.com)  
Instagram : @cinderberries  
Facebook : Cinderberry Stitches  
Phone : 0403 023 314



# Cinderberry

Natalie Lymer










## Just relax



The Red Fox Series



# The Red Fox Series - 'Relax'

- Transfer Red Fox 'relax' design to your fabric and complete the stitchery.
- Purchase a ready made 12" (31cm) bamboo round frame, centre over the design & secure.
- Ensure fabric is smooth and taut.
- Trim the excess fabric allowing an ample 1" seam allowance.
- Using strong thread stitch around the circle 1/2" from the raw edge.
- Pull to gather firmly, secure thread.
- Cut felt to fit and stitch to the back to neaten & complete.

COSMO #	Description	Stitch type
 632	Tree shapes & grass Leaves & apple stems Leaf shadow	chain stitch back stitch open satin stitch
 800	Apple outline Apple solid centre Foxes Buttons on jacket Stockings outline Stocking stripes Red toy cart Cart handle Knob on handle	back stitch french knots back stitch satin stitch back stitch satin stitch chain stitch back stitch satin stitch
 895	Hedgehog face Hedgehog belly & legs Eyes (all) Eye lashes Noses Crease in fox ears Girls shoes Toy cart wheels Wheel centre	back stitch back stitch satin stitch back stitch satin stitch back stitch satin stitch chain stitch cross stitch
 312	Tree trunk Acorn & twig Acorn top edge	back stitch back stitch straight stitch / 1 strand
 374	Girls jacket & hood Girls stripe dress Button holes and bow Wheel spokes	back stitch back stitch back stitch back stitch
 406	Hedgehog spikes Girls nose, chin & hand	backstitch / straight stitch back stitch
 8033	Squirrel	back stitch




# The Red Fox Series - 'Relax'

Visual colour guide for stitching



# Red Fox Series - 'Just Relax'

## Design Sheet A



Cut design sheet A along this line and place over design sheet B. Match up lines for the complete illustration

Red Fox Series - 'Just Relax'  
Design Sheet B

